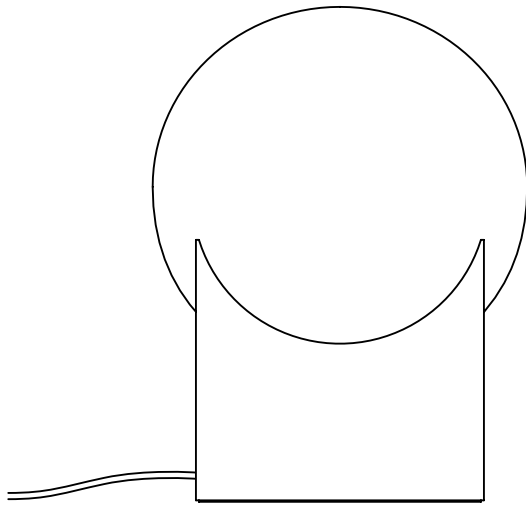
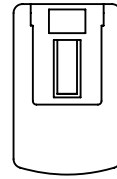


CONTENTS

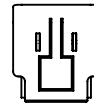
Atlas 01 Desk Lamp



USB Driver



(x5) Driver Adapters

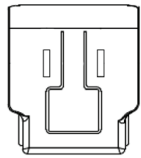


SAFETY INFORMATION

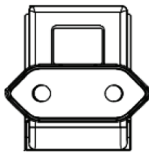
Suitable for dry, indoor use only.

INSTALLATION | POWER & DIMMING

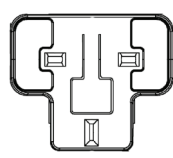
01. Find the suitable driver adapter for your country's outlet type.



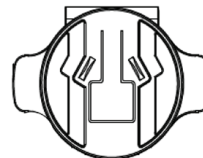
North America



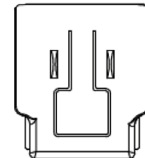
Europe



United Kingdom



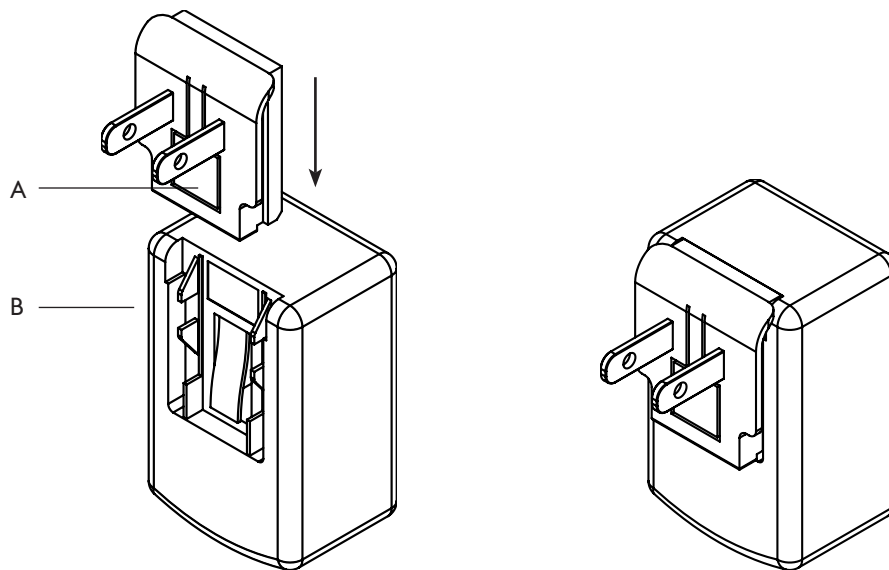
Australia



China

02. Slide driver adapter (A) into USB driver (B) until it clicks into place.

03. To remove a driver adapter, press on the flexible tab on the adapter (A) and slide it out of the USB driver (B).



04. Rotate the dimmer knob (C) clockwise to make the lamp brighter. Rotate the dimmer knob counterclockwise to make the light dimmer and to turn it off.

